

Gender Pay Gap Report comparison 2021/22 to 2022/23

Mean

2021/22	Total number of males	17	resulting in a difference of	52.0%
	Total number of females	217		

2022/23	Total number of males	14	resulting in a difference of	57.1%
	Total number of females	208		

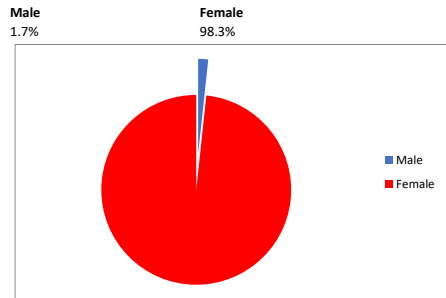
Median

2021/22	Total number of males	17	resulting in a difference of	25.6%
	Total number of females	217		

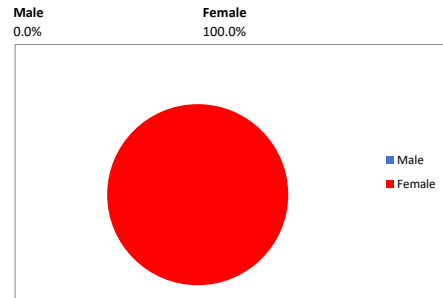
2022/23	Total number of males	14	resulting in a difference of	36.5%
	Total number of females	208		

Pay Quartiles

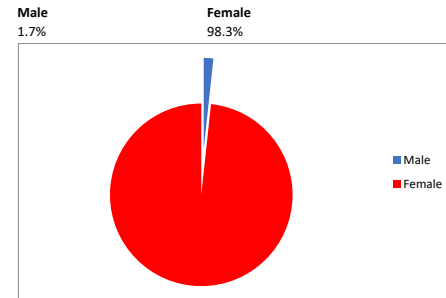
2021/22 Lower quartile



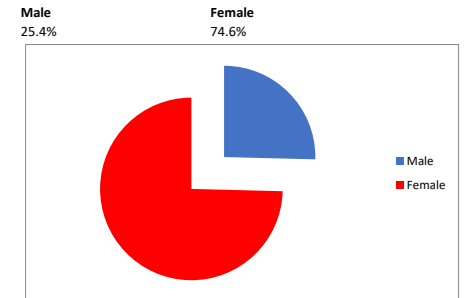
Lower middle quartile



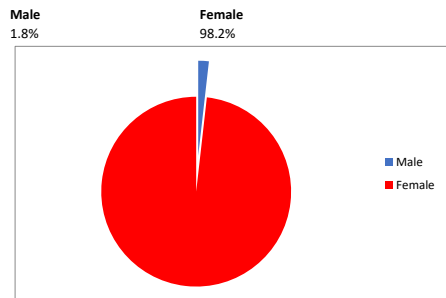
Upper middle quartile



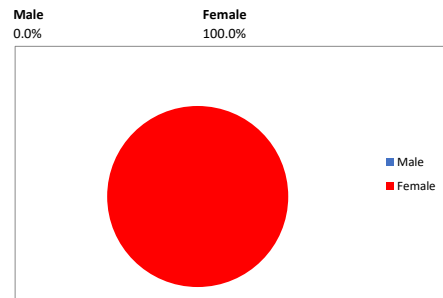
Upper quartile



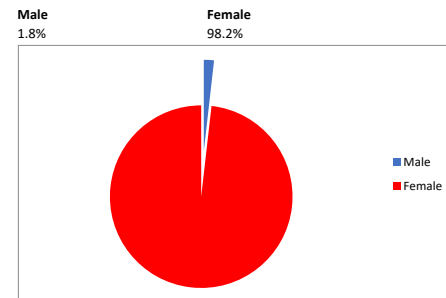
2022/23 Lower quartile



Lower middle quartile



Upper middle quartile



Upper quartile

